



Reseller Program

For the InstantSSL Partner Network

Contact Comodo:
sales@comodogroup.com
support@comodogroup.com

Comodo US
Comodo CA Ltd, 3401 E. McDowell Rd,
Suite B, Phoenix AZ 85008.
Tel: (877) COMODO-5
Fax: (720) 863 2140

Comodo Europe
New Court, Regents Place,
Regent Road, Manchester M5 4HB,
United Kingdom
Tel: +44 (0) 161 874 7070
Fax: +44 (0) 161 877 1767

13th June 2003

version 2.03

Introduction:

The InstantSSL Reseller Program gives you the ability to share the benefits and cost-effectiveness of InstantSSL with your own customers. Our online management system allows you to deposit funds to be used to purchase InstantSSL Certificates for your customers, whilst the prepayment system ensures you can start purchasing InstantSSL Certificates at great discounts quickly and easily.

Your banner for the white labelled signup process:

If you have stated that you would like to use your own banner, please submit this banner to sales@comodogroup.com as soon as possible. The banner dimensions must be 780x60x256 GIF. If you have selected a banner from the template store, this style of banner will be used for your Reseller branding.

Logging into your Reseller Account:

You can log into your account using the username and password provided during your Reseller signup. Follow the "login" link displayed throughout www.instantssl.com. If you have forgotten these details please contact resellersupport@comodogroup.com immediately.

When you have logged into your account click the "Reseller Options" button. You will be taken to the following page:

Reseller Options:

Welcome to the Reseller Management Center. Use this Center to securely manage your account and your customers.

Your current credit level and Account Actions

Account Actions:

Current Credit is: **\$792.00**. [Deposit additional funds](#)
[View your current Reseller Buy Prices](#)

Details and help on how to get your Reseller Program up and running

Setting up your Reseller facilities:

[View your Ordering URLs](#)
[View the Reseller Support pages](#)
[Visit the Reseller Promotional Center](#)

Click to authorize or reject a pending customer order

Customer Order Options:

[Authorize / Reject pending customer orders](#)

Run reports on your sales

Reporting Facilities:

Run report on your Customer's Orders for:

Today From Date 20 AUG 2002
To Date 20 AUG 2002

Latest Reseller News:

New Customer Order Reporting system is now live

View details by viewing Customer Order and clicking the "Details" button

Please remember that this is your Center - if you have any comments or would like to suggest a new feature for inclusion please [email](#) us.

Account Actions:

Depositing Additional Funds:

Your Reseller Account operates on a prepayment system. You may top up your account at any time with additional funds by selecting "Deposit Funds". Unless you have sufficient funds in your Reseller Account you will not be able to Authorise Orders.

Your Current Buy Prices:

Click the "View your Current Buy Prices" to display a summary table containing your current buy prices as set by your Account Manager.

Setting up your Reseller Facilities:

As a Reseller you are provided with a number of Ordering URLs to feed your customers into the InstantSSL & IdAuthority application process. You must use the Ordering URLs in order to pass customers through to your reseller area and to specific products.

Your Ordering URLs:

Click on the **View your Ordering URLs** link. As a Reseller you must use the set of Ordering URLs displayed when passing customers through to the Certificate application pages. Your Ordering URLs will contain a reference to:

- Your Reseller ID
- The SSL product type
- Product specific parameters

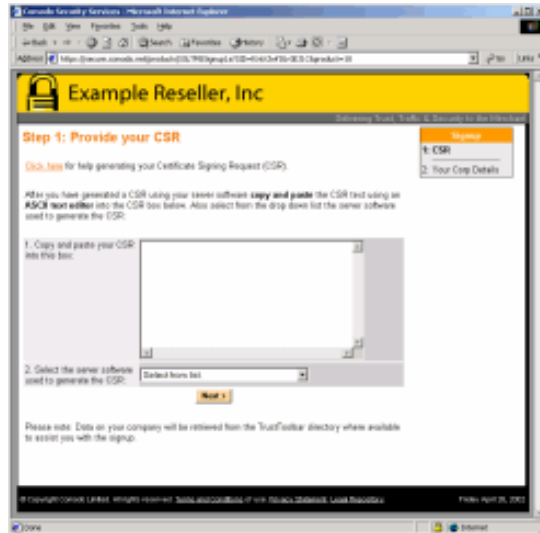
The Reseller Programme is designed to allow you to develop your own 'product selection page'. Simply use your Ordering URLs as your product selection links.

Appendix 1 gives a full specification of the Ordering URLs should they be required.

Making an actual sale:

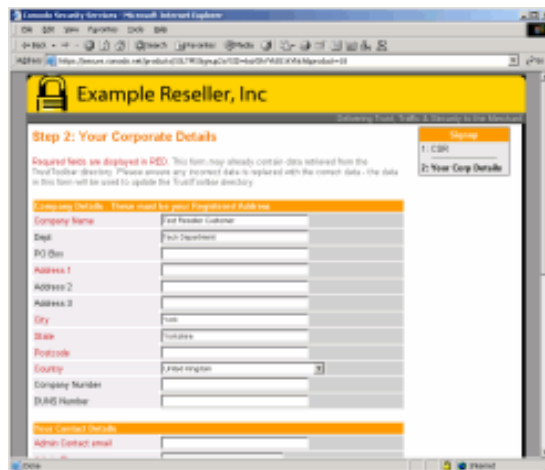
Customers referred using your Ordering URLs will enter your white-labelled application area. The customer will now be required to enter their Certificate Signing Request and corporate details. Upon completion of the web forms and receipt of the application details by Comodo, the customer will then be prompted to close the InstantSSL browser.

Step 1: Customer submits CSR



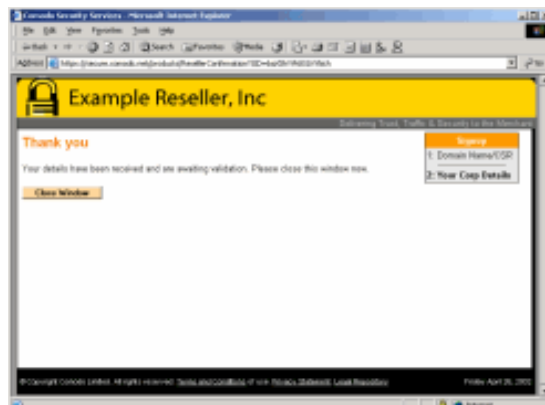
The screenshot shows a web browser window titled "Example Reseller, Inc." with a yellow header. The main content area is titled "Step 1: Provide your CSR". It includes a "Skip" button and a progress indicator showing "1: CSR" and "2: Your Corp Details". The instructions state: "If you have generated a CSR using your server software copy and paste the CSR text using an ASCII text editor into the CSR box below. Also select from the drop down list the server software used to generate the CSR:". There are two main input areas: a large text box for the CSR text and a dropdown menu for "Select the server software used to generate the CSR:" with a "Next >" button below it. A "Please note" section at the bottom states: "Data on your company will be retrieved from the Trust/Issuer directory where available to assist you with the sign-up." The footer contains copyright information for Comodo and the date "Friday, April 26, 2008".

Step 2: Customer complete corporate details



The screenshot shows a web browser window titled "Example Reseller, Inc." with a yellow header. The main content area is titled "Step 2: Your Corporate Details". It includes a "Skip" button and a progress indicator showing "1: CSR" and "2: Your Corp Details". A note states: "Required fields are displayed in RED. This form may already contain data retrieved from the Trust/Issuer directory. Please ensure any incorrect data is replaced with the correct data - the data in this form will be used to update the Trust/Issuer directory." The form is divided into two sections: "Company Details - These must be your legal and public info" and "Your Contact Details". The "Company Details" section includes fields for Company Name, Dept, PO Box, Address 1, Address 2, Address 3, City, State, Postcode, Country, Company Number, and DUNS Number. The "Your Contact Details" section includes Admin Contact email. The footer contains copyright information for Comodo and the date "Friday, April 25, 2008".

Step 3: Details received



The screenshot shows a web browser window titled "Example Reseller, Inc." with a yellow header. The main content area is titled "Thank you". It includes a "Skip" button and a progress indicator showing "1: Domain Name/CSR" and "2: Your Corp Details". The message states: "Your details have been received and are awaiting validation. Please close this window now." There is a "Close Window" button. The footer contains copyright information for Comodo and the date "Friday, April 25, 2008".

Notes:

- InstantSSL will not charge the customer directly for their Certificate. The cost of the Certificate will be debited from your Reseller account.

Customer Order Options:

Authorise / Reject a sale:

An alert email will be sent to your administrator contact upon the successful receipt of an application. You will be asked to log into your Reseller Account Manager and to either authorise or reject a sale:

Once logged into the InstantSSL system, select the “Reseller Options” button. Next select the “Authorise Your Customers’ Orders” button for the Authorisation pages:

ORDER # Date (GMT) Time (GMT)	Customer Name Item(s)	AUTH. COST Auth. Date (GMT) Auth. Time (GMT)
<p>18511</p> <p>14-AUG-02 6:07am</p>	<p>Details... ABC Merchant Inc</p> <hr/> <p>Details... InstantSSL Certificate (3 years) for www.abcmerchant.com</p> <hr/> <p>IdAuthority Express Credentials</p>	<p>\$87.50</p> <p>Authorize</p> <p>Reject</p>

Viewing the details provided by the customer during application

Click on the “Details” button to the left of the company name to view the Company details provided by the applicant.

Click on the “Details” button to the left of the Certificate product type to view the Certificate specific details.

Authorize a Sale

Click the “Authorize” button to initiate the customer validation process. A confirmation email with instructions for validation will be sent to the customer and Comodo will begin validating the application. Upon successful validation of the application the pending Certificate will be issued. Your Reseller Account will be debited with the value of the certificate (as per the banding level you have been awarded).

Note: You will only be able to authorise an Order if you have sufficient credit in your account. Should the authorise button be inactive, please deposit additional money into your account.

Reject a Sale

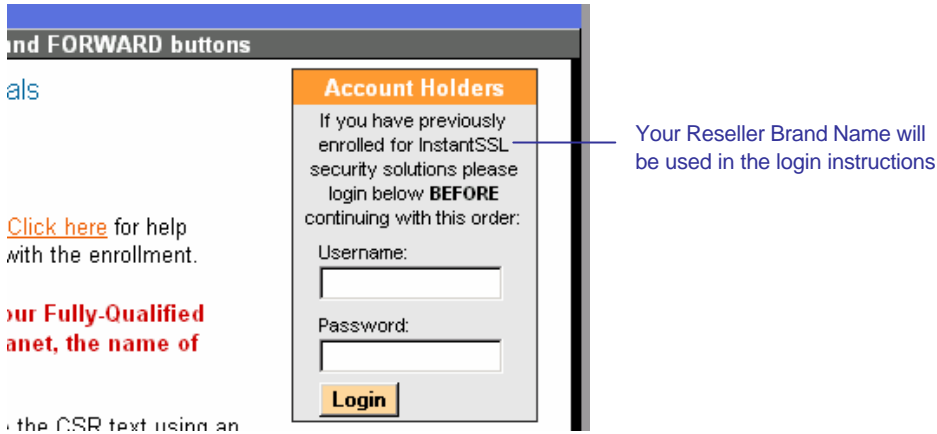
Click the “Reject” button to mark the pending application as being rejected. Your account will not be debited for rejected application.

Returning Customers:

When a customer first purchases an InstantSSL product, an account will be created on the database containing the customer’s submitted details. This ensures that returning customers can purchase additional Certificates through their account and do not need to re-enter their corporate details.

As a Reseller, we encourage you to retain customers and promote return sales – this ensures you continue to make money from your customers. Your return customer must follow the same product links as first time purchase customers.

After following one of your Ordering URL, a login box is displayed on the “paste CSR” page. When a customer logs in at this point, their existing details will be retrieved and they will not be required to complete the corporate details page. All details (Company Name, Address, Admin Email Address, etc) provided during the application for the first product will be used in the validation and issuance of the additional products. The customer will only be required to complete the first “paste CSR” page.



Refunds:

Please contact Comodo directly should you face any circumstances that do not fall into the standard Authorise / Reject process. For example, if a customer requires a refund on an issued Certificate we must be informed in order to credit your account and revoke the Certificate.

Running Sales Reports using the Report Facilities:

Return to the “Reseller Options” page.

Reporting Facilities:

Run report on your Customer's Orders for:

Today From Date 20 AUG 2002

To Date 20 AUG 2002

Either automatically select your date parameters from the drop down list or enter a From Date and To Date manually. Click the Run Report button to display all customer orders within your selected time period.

ORDER # Date (GMT) Time (GMT)	Customer Name Item(s)	AUTH. COST Auth. Date (GMT) Auth. Time (GMT)
<p>511</p> <p>08-JUL-02 2:51pm</p>	<p>Details... ABC Merchant Inc</p> <hr/> <p>Details... Awaiting Validation InstantSSL Certificate (1 year) for www.abcmerchant.com</p> <hr/> <p>IdAuthority Express Credentials</p>	<p>\$118.00</p> <p>08-JUL-02 11:37am</p>

Viewing the customer details

Click on the “Details” button to the left of the company name to view the Company details provided by the applicant.

Click on the “Details” button to the left of the Certificate product type to view the Certificate specific details.

Certificate Status

The status of the Certificate will be displayed below the Details button next to the product type. This status tells you whether the Certificate is **awaiting validation**, has been **issued** or has been **rejected** by Comodo.

Also Becoming a Web Host:

As a validated Reseller you may also join the Web Host program without depositing additional funds. To add Web Host abilities to your account visit www.instantssl.com and follow the Partners link. Click on the Web Hosts link and then choose to Join the Program. You will then be prompted to either login or choose “New” – login and complete the 1 page form. Your account will then be updated with Web Host abilities.

Alternatively, you may follow the below link and sign up directly from here:

<https://secure.comodo.net/products/frontpage?area=webhost&ap=instantssl>

Promotional material:

Please click on the “Visit the Reseller Promotional Center” link to view the resources available to help you make the most from reselling our SSL Certificates.

Getting Help:

Should you have any questions regarding your Reseller account please do not hesitate to contact our support department, we will be happy to assist you in any matter.

Remember: This is your Reseller Programme, so if you have any suggestions for features or would like to see something new that makes your life easier, please contact us.

Appendix 1

Reselling Single Products:

Your Ordering URLs for reselling single InstantSSL, BudgetSSL and PremiumSSL Certificates:

Product Type	Ordering URLs
InstantSSL 1 year	https://secure.comodo.net/products/frontpage?ap=xxx&area=SSL&product=24&years=1&reseller=y
InstantSSL 2 year	https://secure.comodo.net/products/frontpage?ap=xxx&area=SSL&product=24&years=2&reseller=y
InstantSSL 3 year	https://secure.comodo.net/products/frontpage?ap=xxx&area=SSL&product=24&years=3&reseller=y
InstantSSL Pro 1 year	https://secure.comodo.net/products/frontpage?ap=xxx&area=SSL&product=34&years=1&reseller=y
InstantSSL Pro 2 year	https://secure.comodo.net/products/frontpage?ap=xxx&area=SSL&product=34&years=2&reseller=y
InstantSSL Pro 3 year	https://secure.comodo.net/products/frontpage?ap=xxx&area=SSL&product=34&years=3&reseller=y
PremiumSSL 1 year	https://secure.comodo.net/products/frontpage?ap=xxx&area=SSL&product=7&years=1&reseller=y
PremiumSSL 2 year	https://secure.comodo.net/products/frontpage?ap=xxx&area=SSL&product=7&years=2&reseller=y
PremiumSSL 3 year	https://secure.comodo.net/products/frontpage?ap=xxx&area=SSL&product=7&years=3&reseller=y

Note:

- Replace the “xxx” from within the Ordering URL with your Brand Name as chosen when opening your Reseller Account.

Your Ordering URLs for reselling PremiumSSL Wildcard Certificates:

Your Ordering URLs to resell PremiumSSL Wildcard Certificate contain an additional parameter to other Certificates – you must also submit the number of servers for which the PremiumSSL Wildcard Certificate is to be used. Please refer to your pricing banding for advice on multi-server pricing.

No. of servers	1 year PremiumSSL Wildcard Certificate Ordering URLs
1	https://secure.comodo.net/products/frontpage?ap=xxx&area=SSL&product=35&years=1&reseller=y&servers=1
2	https://secure.comodo.net/products/frontpage?ap=xxx&area=SSL&product=35&years=1&reseller=y&servers=2
3	https://secure.comodo.net/products/frontpage?ap=xxx&area=SSL&product=35&years=1&reseller=y&servers=3
4	https://secure.comodo.net/products/frontpage?ap=xxx&area=SSL&product=35&years=1&reseller=y&servers=4
5	https://secure.comodo.net/products/frontpage?ap=xxx&area=SSL&product=35&years=1&reseller=y&servers=5
6	https://secure.comodo.net/products/frontpage?ap=xxx&area=SSL&product=35&years=1&reseller=y&servers=6
7	https://secure.comodo.net/products/frontpage?ap=xxx&area=SSL&product=35&years=1&reseller=y&servers=7
8	https://secure.comodo.net/products/frontpage?ap=xxx&area=SSL&product=35&years=1&reseller=y&servers=8
9	https://secure.comodo.net/products/frontpage?ap=xxx&area=SSL&product=35&years=1&reseller=y&servers=9
10	https://secure.comodo.net/products/frontpage?ap=xxx&area=SSL&product=35&years=1&reseller=y&servers=10

No. of servers	2 year PremiumSSL Wildcard Certificate Ordering URLs
1	https://secure.comodo.net/products/frontpage?ap=xxx&area=SSL&product=35&years=2&reseller=y&servers=1
2	https://secure.comodo.net/products/frontpage?ap=xxx&area=SSL&product=35&years=2&reseller=y&servers=2
3	https://secure.comodo.net/products/frontpage?ap=xxx&area=SSL&product=35&years=2&reseller=y&servers=3
4	https://secure.comodo.net/products/frontpage?ap=xxx&area=SSL&product=35&years=2&reseller=y&servers=4
5	https://secure.comodo.net/products/frontpage?ap=xxx&area=SSL&product=35&years=2&reseller=y&servers=5
6	https://secure.comodo.net/products/frontpage?ap=xxx&area=SSL&product=35&years=2&reseller=y&servers=6
7	https://secure.comodo.net/products/frontpage?ap=xxx&area=SSL&product=35&years=2&reseller=y&servers=7
8	https://secure.comodo.net/products/frontpage?ap=xxx&area=SSL&product=35&years=2&reseller=y&servers=8
9	https://secure.comodo.net/products/frontpage?ap=xxx&area=SSL&product=35&years=2&reseller=y&servers=9
10	https://secure.comodo.net/products/frontpage?ap=xxx&area=SSL&product=35&years=2&reseller=y&servers=10

No. of servers	3 year PremiumSSL Wildcard Certificate Ordering URLs
1	https://secure.comodo.net/products/frontpage?ap=xxx&area=SSL&product=35&years=3&reseller=y&servers=1
2	https://secure.comodo.net/products/frontpage?ap=xxx&area=SSL&product=35&years=3&reseller=y&servers=2
3	https://secure.comodo.net/products/frontpage?ap=xxx&area=SSL&product=35&years=3&reseller=y&servers=3
4	https://secure.comodo.net/products/frontpage?ap=xxx&area=SSL&product=35&years=3&reseller=y&servers=4
5	https://secure.comodo.net/products/frontpage?ap=xxx&area=SSL&product=35&years=3&reseller=y&servers=5
6	https://secure.comodo.net/products/frontpage?ap=xxx&area=SSL&product=35&years=3&reseller=y&servers=6
7	https://secure.comodo.net/products/frontpage?ap=xxx&area=SSL&product=35&years=3&reseller=y&servers=7
8	https://secure.comodo.net/products/frontpage?ap=xxx&area=SSL&product=35&years=3&reseller=y&servers=8
9	https://secure.comodo.net/products/frontpage?ap=xxx&area=SSL&product=35&years=3&reseller=y&servers=9
10	https://secure.comodo.net/products/frontpage?ap=xxx&area=SSL&product=35&years=3&reseller=y&servers=10

Note:

- Replace the “xxx” from within the Ordering URL with your Brand Name as chosen when opening your Reseller Account.

Your Ordering URLs for reselling IdAuthority Premium Credentials:

Product Type	Your Ordering URLs
Premium Credentials 1 year	https://secure.comodo.net/products/frontpage?ap=xxx&area=IdAuthority&product=36&years=1&reseller=y
Premium Credentials 2 year	https://secure.comodo.net/products/frontpage?ap=xxx&area=IdAuthority&product=36&years=2&reseller=y
Premium Credentials 3 year	https://secure.comodo.net/products/frontpage?ap=xxx&area=IdAuthority&product=36&years=3&reseller=y

Note:

- Replace the “xxx” from within the Ordering URL with your Brand Name as chosen when opening your Reseller Account.

Your Ordering URLs for reselling IdAuthority Card Payment Credentials:

Product Type	Your Ordering URLs
Card Payment 1 year	https://secure.comodo.net/products/frontpage?ap=xxx&area=IdAuthority&product=37&years=1&reseller=y
Card Payment 2 year	https://secure.comodo.net/products/frontpage?ap=xxx&area=IdAuthority&product=37&years=2&reseller=y
Card Payment 3 year	https://secure.comodo.net/products/frontpage?ap=xxx&area=IdAuthority&product=37&years=3&reseller=y

Note:

- Replace the “xxx” from within the Ordering URL with your Brand Name as chosen when opening your Reseller Account.

Reselling Product Bundles

The Reseller system allows you to resell product bundles.

Your Ordering URLs for Reselling SSL Certificate plus IdAuthority Premium Credentials

SSL Certificate plus IdAuthority Premium Credentials is offered under the product name of **SiteID+** on <http://www.instantssl.com/ssl-certificate-products/ssl-certificate-siteid.html>

Product Type	Your Ordering URLs
InstantSSL SiteID+ 1 year	https://secure.comodo.net/products/frontpage?ap=xxx&area=SSL&product=24,36&years=1&reseller=y
InstantSSL SiteID+ 2 year	https://secure.comodo.net/products/frontpage?ap=xxx&area=SSL&product=24,36&years=2&reseller=y
InstantSSL SiteID+ 3 year	https://secure.comodo.net/products/frontpage?ap=xxx&area=SSL&product=24,36&years=3&reseller=y
InstantSSL Pro SiteID+ 1 year	https://secure.comodo.net/products/frontpage?ap=xxx&area=SSL&product=34,36&years=1&reseller=y
InstantSSL Pro SiteID+ 2 year	https://secure.comodo.net/products/frontpage?ap=xxx&area=SSL&product=34,36&years=2&reseller=y
InstantSSL Pro SiteID+ 3 year	https://secure.comodo.net/products/frontpage?ap=xxx&area=SSL&product=34,36&years=3&reseller=y
PremiumSSL SiteID+ 1 year	https://secure.comodo.net/products/frontpage?ap=xxx&area=SSL&product=7,36&years=1&reseller=y
PremiumSSL SiteID+ 2 year	https://secure.comodo.net/products/frontpage?ap=xxx&area=SSL&product=7,36&years=1&reseller=y
PremiumSSL SiteID+ 3 year	https://secure.comodo.net/products/frontpage?ap=xxx&area=SSL&product=7,36&years=1&reseller=y

Your Ordering URLs for reselling PremiumSSL Wildcard SiteID+ Certificates:

Your Ordering URLs to resell PremiumSSL Wildcard SiteID+ contain an additional parameter to other SiteID+ products – you must also submit the number of servers for which the PremiumSSL Wildcard Certificate is to be used. Please refer to your pricing banding for advice on multi-server pricing.

No. of servers	1 year PremiumSSL Wildcard SiteID+ Ordering URLs
1	https://secure.comodo.net/products/frontpage?ap=xxx&area=SSL&product=35,36&years=1&reseller=y&servers=1
2	https://secure.comodo.net/products/frontpage?ap=xxx&area=SSL&product=35,36&years=1&reseller=y&servers=2
3	https://secure.comodo.net/products/frontpage?ap=xxx&area=SSL&product=35,36&years=1&reseller=y&servers=3
4	https://secure.comodo.net/products/frontpage?ap=xxx&area=SSL&product=35,36&years=1&reseller=y&servers=4
5	https://secure.comodo.net/products/frontpage?ap=xxx&area=SSL&product=35,36&years=1&reseller=y&servers=5
6	https://secure.comodo.net/products/frontpage?ap=xxx&area=SSL&product=35,36&years=1&reseller=y&servers=6
7	https://secure.comodo.net/products/frontpage?ap=xxx&area=SSL&product=35,36&years=1&reseller=y&servers=7
8	https://secure.comodo.net/products/frontpage?ap=xxx&area=SSL&product=35,36&years=1&reseller=y&servers=8
9	https://secure.comodo.net/products/frontpage?ap=xxx&area=SSL&product=35,36&years=1&reseller=y&servers=9
10	https://secure.comodo.net/products/frontpage?ap=xxx&area=SSL&product=35,36&years=1&reseller=y&servers=10

No. of servers	2 year PremiumSSL Wildcard SiteID+ Ordering URLs
1	https://secure.comodo.net/products/frontpage?ap=xxx&area=SSL&product=35,36&years=2&reseller=y&servers=1
2	https://secure.comodo.net/products/frontpage?ap=xxx&area=SSL&product=35,36&years=2&reseller=y&servers=2
3	https://secure.comodo.net/products/frontpage?ap=xxx&area=SSL&product=35,36&years=2&reseller=y&servers=3
4	https://secure.comodo.net/products/frontpage?ap=xxx&area=SSL&product=35,36&years=2&reseller=y&servers=4
5	https://secure.comodo.net/products/frontpage?ap=xxx&area=SSL&product=35,36&years=2&reseller=y&servers=5
6	https://secure.comodo.net/products/frontpage?ap=xxx&area=SSL&product=35,36&years=2&reseller=y&servers=6
7	https://secure.comodo.net/products/frontpage?ap=xxx&area=SSL&product=35,36&years=2&reseller=y&servers=7
8	https://secure.comodo.net/products/frontpage?ap=xxx&area=SSL&product=35,36&years=2&reseller=y&servers=8
9	https://secure.comodo.net/products/frontpage?ap=xxx&area=SSL&product=35,36&years=2&reseller=y&servers=9
10	https://secure.comodo.net/products/frontpage?ap=xxx&area=SSL&product=35,36&years=2&reseller=y&servers=10

No. of servers	3 year PremiumSSL Wildcard SiteID+ Ordering URLs
1	https://secure.comodo.net/products/frontpage?ap=xxx&area=SSL&product=35,36&years=3&reseller=y&servers=1
2	https://secure.comodo.net/products/frontpage?ap=xxx&area=SSL&product=35,36&years=3&reseller=y&servers=2
3	https://secure.comodo.net/products/frontpage?ap=xxx&area=SSL&product=35,36&years=3&reseller=y&servers=3
4	https://secure.comodo.net/products/frontpage?ap=xxx&area=SSL&product=35,36&years=3&reseller=y&servers=4
5	https://secure.comodo.net/products/frontpage?ap=xxx&area=SSL&product=35,36&years=3&reseller=y&servers=5
6	https://secure.comodo.net/products/frontpage?ap=xxx&area=SSL&product=35,36&years=3&reseller=y&servers=6
7	https://secure.comodo.net/products/frontpage?ap=xxx&area=SSL&product=35,36&years=3&reseller=y&servers=7
8	https://secure.comodo.net/products/frontpage?ap=xxx&area=SSL&product=35,36&years=3&reseller=y&servers=8
9	https://secure.comodo.net/products/frontpage?ap=xxx&area=SSL&product=35,36&years=3&reseller=y&servers=9
10	https://secure.comodo.net/products/frontpage?ap=xxx&area=SSL&product=35,36&years=3&reseller=y&servers=10

Note:

- Replace the “xxx” from within the Ordering URL with your Brand Name as chosen when opening your Reseller Account.

Adding IdAuthority Card Payment Credentials to a Single Certificate / SiteID+ Sale:

Details on this product are available at www.instantssl.com/products/trustlogo.html

You may also bundle the IdAuthority Card Payment Credentials within a single certificate sale or the sale of an existing SiteID+ bundle.

Simply amend the Ordering URL of the product for which the Card Payment Credentials is being added:

The “product=” variable must contain the ID number of the Card Payment Credentials product (37). For example, a 3 year PremiumSSL Wildcard for use on 1 server would be:

`https://secure.comodo.net/products/frontpage?ap=xxx&area=SSL&product=35,36,37&years=3&reseller=y&servers=1`

The above Ordering URL has a “,37” inserted into the product variable.

Submitting Requests for FREE Trial Certificates:

Product Type	Your Ordering URLs
InstantSSL 1 year	https://secure.comodo.net/products/frontpage?ap=xxx&area=SSL&product=43

Note:

- Replace the “xxx” from within the Ordering URL with your Brand Name as chosen when opening your Reseller Account.
- Unlike other links please note that “reseller=y” does NOT need to be present

Opening the Ordering URLs in a New Browser Window:

It is essential that the Ordering URLs be opened in a new browser window so as not to interfere with your current sales process. You can usually achieve this by inserting a “*target=_blank*” into the Anchor tag within you HTML. For example:

```
<a href="
https://secure.comodo.net/products/frontpage?ap=ABCInc&area=SSL&product=24&years=1&reseller=y" target="_blank">
```

Upon completion of the InstantSSL application process your customer will be prompted to close the browser white-labelled with your branding.